



WEEKEND
line
WARRIOR



WEEKEND WARRIOR

Compact and sub-compact tractors implements

FINISHING MOWERS



JOLLY

FINISHING MOWER WITH REAR DISCHARGE
(14-40 HP) mod. **120** (48") - **150** (60") - **180** (71")

JOLLY was created to offer both a uniform and high quality grass cutting; it is available with side or rear discharge. JOLLY works in all conditions, satisfying every need, from gardens to sports fields.

MODEL	WORKING WIDTH (inches)	WEIGHT (lbs)
120	48	367
150	60	422
180	71	500



JOLLY

FINISHING MOWER WITH REAR DISCHARGE
(35-50 HP) mod. **210** (83")

JOLLY was created to offer both a uniform and high quality grass cutting; it is available with side or rear discharge. JOLLY works in all conditions, satisfying every need, from gardens to sports fields. Heavy duty frame with anti scalping central roll.

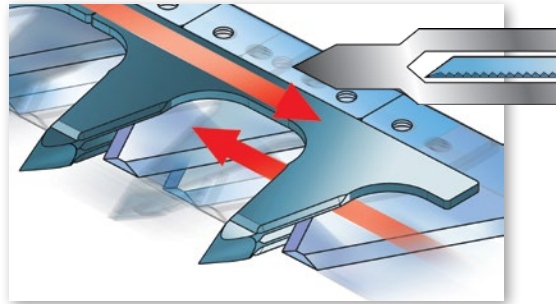
MODEL	WORKING WIDTH (inches)	WEIGHT (lbs)
210	83	811



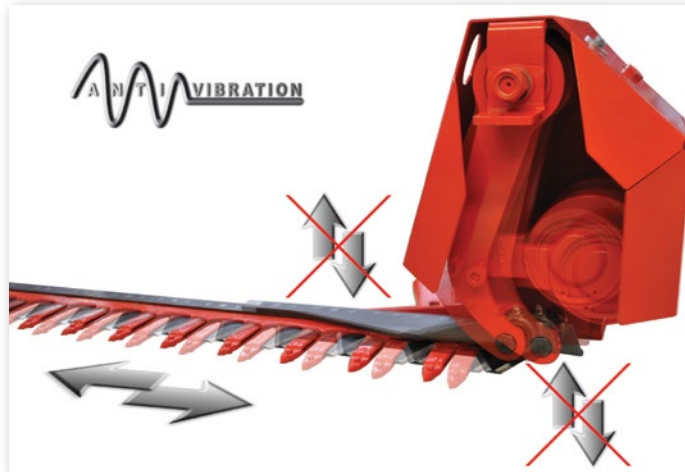
STANDARD FEATURES

- Universal self-balancing three point hitch cat. I[^]
- (I[^]N for 120, II[^] for 210)
- Floating bar hitches
- Gearbox PTO 540 rpm
- Transmission belts external adjustment
- Height-adjustable pivoting wheels
- Rear discharge
- Safety guards
- PTO shaft

SICKLE BAR



Patented blade-guard double acting system



WEEKEND WARRIOR FIORE

Sickle bar mower
175 – 205 – 235

The rear mounted sickle bar mower FIORE is a professional mower perfect for cutting hay. Our double blade cutter system keeps the cut clean even at high working speeds, in any type of herbage or condition. It also has the ability to work with the cutter bar angled (any angle between -75° and $+90^{\circ}$), perfect for cutting ditches, levees, and banks.

The anti-vibration system absorbs and eliminates vibrations and irregular movements, ensuring the high performance of the machine. Available in widths: 69", 81" and 93", FIORE can fit into any hay operation. The light weight of the unit allows the combination with the smallest compact tractor in the market. The hydraulic lifting system makes it extremely easy to adjust the cutting angle, but for tractors with no hydraulic remotes the mechanical system makes it possible to use this machine.

STANDARD FEATURES

- Three points hitch with fixed 1st and 2nd point, cat. I and II quick hitch compatible
- Side adjustable frame for tractors with different track width
- Antivibration system
- **Hydraulic bar lift** with cabin control
- Safety device
- Cutting bar with reinforcing rod (only 205-235 versions)
- Internal shoe release spring
- Bar safety protection
- Grass swath guide
- Additional blade
- PTO shaft

MODEL	WORKING WIDTH (inches)	WEIGHT (lbs)
175	69	511
205	81	529
235	93	547

FLAIL MOWERS



WEEKEND WARRIOR FFM

Fixed Flail Mower (FFM)

For grass and residue mulching up to Ø 3/4"
(10-40 HP) 4053 – 4061

STANDARD FEATURES

- Universal self-balancing three point hitch, cat. I
- Gearbox PTO 540 rpm with free-wheel
- Pair of skids
- Transmission belts external adjustment
- Electronic balanced rotor
- Hammers Kit "21"
- Self cleaning adjustable rear levelling roller
- «CE» safety guards
- With rear protection in PVC
- PTO shaft
- Quick hitch compatible

MODEL	WORKING WIDTH (inches)	WEIGHT (lbs)
4053	53	485
4061	61	530



WEEKEND WARRIOR OFM

Hydraulic Offset Flail Mower (OFM)

For grass and residue mulching up to Ø 3/4"
(15-40 HP) 4047 - 4055 - 4063

STANDARD FEATURES

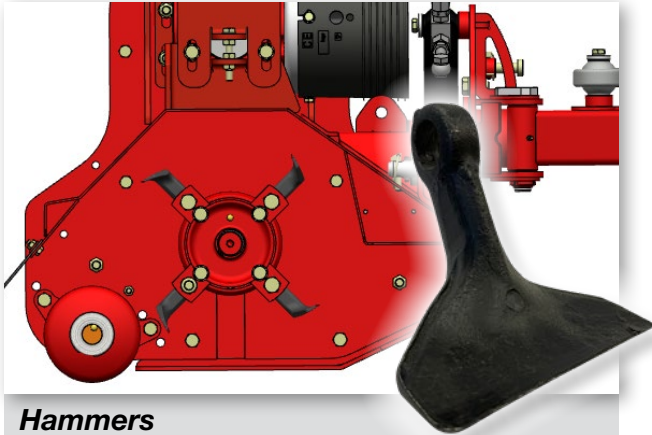
- Universal self-balancing three point hitch cat. I^A
- Gearbox PTO 540 rpm with free-wheel
- Front PVC protections
- Hydraulic system for side or inclined offset
- Transmission belts external adjustment
- Electronic balanced rotor
- Hammers Kit "21"
- Pair of skids
- Self cleaning adjustable rear levelling roller
- Bracket for drive cover protection
- Shockproof protection system
- 90° breather pipe
- «CE» safety guards
- Shredder head floating system
- PTO shaft

MODEL	WORKING WIDTH (inches)	WEIGHT (lbs)
4047	47	547
4055	55	591
4063	63	635



Designed for compact tractors below 40 HP, this high quality side flail mower has multiple applications: mowing grass, shredding bushes, trimming branches and hedges. Thanks to the hydraulic adjustments, the operator can set the cutting head to work behind the tractor or to the side of it at any angle between +90° (vertical) to - 65°.

Flail mowers



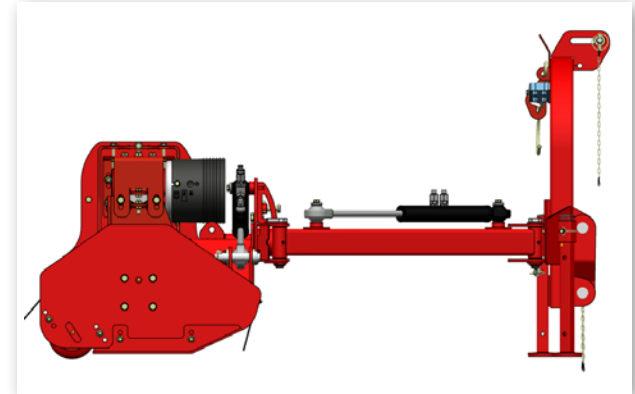
Hammers

The hammers guarantee a uniform cut of grass and other residues. In case of accidental collision with a rock, the hammer will fold back avoiding machine damages. As an after market solution "Y" blades can be replaced on the entire machine.



Belt transmission

The belt side transmission protects the machine in case of material wrapping around the rotor and consistently transfers the power from the PTO. The shaft is direct.



Roller

The rear roller is adjustable in 3 positions to achieve the best cut according to the field condition. In rough soil it's better to lower the roller to prevent damage to the machine.

PRODUCT NAMING EXAMPLE:

WEEKEND WARRIOR *line*
FLAIL MOWERS

40 63

HP

INCHES



MAX POWER



WORKING WIDTH



Safe to use

The chopped residue is contained inside the chamber, preventing it from being thrown toward people or vehicles while working on the side of the road.



OPTIONAL reduction kit for Offset Flail Mower

In case your tractor has only 1 hydraulic remote (2 outlets) on the back of the tractor you can use this kit, it has an electric switch valve that allows you to use all the machine functions with only one remote.

ROTARY TILLERS



WEEKEND WARRIOR SD

Standard Duty rotary tiller (SD)
(15-40 HP) **4049 – 4057 – 4065**


STANDARD FEATURES

- Single speed gearbox with 540 rpm PTO
- Rotor revolutions (rpm): 208
- PTO shaft with slip clutch (1" 3/8 Z6 tractor side yoke)
- Side chain drive in oil bath
- Universal three point hitch:
 - I[^] cat. – quick hitch compatible
- 4 blades per flange
- Offset front bar hitches
- Safety guards

MODEL	WORKING WIDTH (inches)	WEIGHT (lbs)
4049	49	487
4057	57	602
4065	65	715



The Weekend Warrior SD Rotary Tillers are the choice for residential and landscaping operations using compact tractors. The chain transmission, heavy-duty gearbox and bearings make this model suitable for heavy use. The operator can easily manage the working depth by setting the adjustable skids thanks to the quick-set system. The rear wide bonnet has a chain adjustment. The bonnet design and side deflector enable a perfect finish. The quick hitch compatibility simplifies the connection with the tractor.



WEEKEND WARRIOR HD

Heavy Duty rotary tiller (HD)
(18-60 HP) **6049 – 6062 – 6073**
(20-60 HP) **6049 – 6062 – 6073**

STANDARD FEATURES

- Single speed gearbox with 540 rpm PTO
- Rotor revolutions (rpm): 215
- PTO shaft with slip clutch (1" 3/8 Z6 tractor side yoke)
- Side gear drive in oil bath
- Universal three point hitch:
 - I[^] cat. (6049-6062) – quick hitch compatible
 - I[^]- II[^] cat. (6073) – quick hitch compatible
- Offset front bar hitches
- 6 blades per flange
- Safety guards

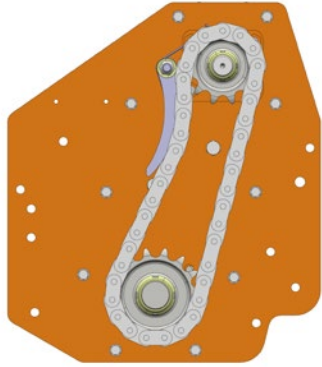
MODEL	WORKING WIDTH (inches)	WEIGHT (lbs)
6049/6049R	49	540/556
6062/6062R	62	672/690
6073/6073R	73	747/769



The Weekend Warrior HD Rotary Tillers are the choice for landscaping operators using compact tractors and home owners that use it for intensive applications. The side gear transmission, heavy-duty gearbox and bearings make this model suitable for heavy use. The operator can easily manage the working depth by setting the adjustable skids thanks to the quick-set system. The rear wide bonnet has a chain adjustment. The bonnet design and side deflector enable a perfect finish. The quick hitch compatibility simplifies the connection with the tractor.

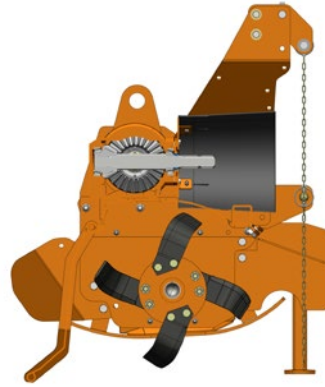
This tiller is also available in reverse configuration (R), the reverse blades rotation improves the incorporation of residues and stones.

Rotary tillers



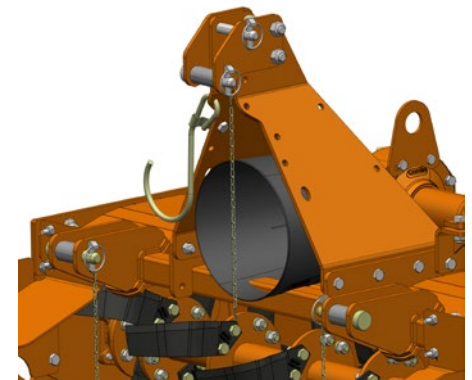
SD chain transmission

The high quality chain requires limited maintenance, check the rotation of the blades before starting use, tensioning can be easily adjusted.




SD rotor and bonnet

The 4 blades ensure low HP consumption. The wide leveling bonnet (wider than the machine) ensures a perfect finish and leveling.




Quick coupler

Both versions (SD and HD) are factory fitted with a quick hitch adaptor to simplify the connection with tractors. With this accessory, they can also work with tractors without this feature.




HD gear transmission

The heavy duty gears will eliminate all possible maintenance and allow you to operate in very hard conditions.



HD rotor

The heavy duty rotor with 6 blades per flange guarantees a perfect finish on any ground, saving the number of passes. The wide leveling bonnet (wider than the machine) ensure a perfect finishing and leveling.



Reverse option R

The HD version is available in reverse configuration to improve the incorporation of residues. This version may be preferred for specific vegetable and landscaping applications.



MASCHIO GASPARDO North America, Inc.

112 3rd Avenue East
Dewitt IA 52742 - USA
Tel. +1 563 659 6400

MASCHIO GASPARDO S.p.A.

Headquarters and Production plant
Via Marcello, 73
I-35011 Campodarsego (PADOVA) - Italy
Tel. +39 049 9289810 - Fax +39 049 9289900
info@maschio.com - www.maschio.com